






CaminsBROKER public access

CaminsBROKER is a remote connection service to the computer rooms of the School of Civil Engineering.

This service allows you to connect to the computers of the classrooms and ICT laboratories of the School from a remote location (with a computer / laptop with Internet access) and use all the teaching software installed in them. CaminsBROKER is a remote access solution to the computers, therefore the software runs on the remote computer of the classroom independently of the device from which the connection is made. CaminsBROKER is based on the system developed by the [Barcelona School of Informatics](#) (FIB).

How do I access the CaminsBROKER service?

In order to make a connection with CaminsBROKER you must follow the following procedure:

1. Establish a connection with [VPN-UPCLink](#).
2. Open <https://portal.camins.upc.edu/public/caminsbroker> in a browser.
3. Press the «Prepara un equip» button. This will start a computer classroom computer (note that this process will take approximately one minute).

4. Once the computer is ready, the web will return an RDP file which you must open with your Remote Desktop software (if your browser does not open the application automatically, you will have to go to the RDP file that is downloaded, right-click> Open with> Remote Desktop).

5. Ignore the security alerts by pressing the «Connect» button.

6. The connection to the computer is done with the default user (caminstech) and without any password. All you have to do is press the OK button.

7. From here you will have access to the classroom equipment. You will need to authenticate with your UPC username / password as you normally do in the classroom.


Please note that:

- You must save your documents to your personal network drive (P:). Any documents stored outside of this unit will be deleted when the computer is turned off.
- When you have finished working with your computer, turn it off as usual: Windows button> Power> Shut down
- Note that closing the Remote Desktop window will automatically shut down the computer within 10 minutes.

From:
<https://wiki.caminstech.upc.edu/> - CaminsTECH Wiki

Permanent link:
https://wiki.caminstech.upc.edu/doku.php?id=public:entorn-treball:aules-informatiques:caminsbroker_public&rev=1614092758

Last update: 2021/02/23 16:05

